

LPG DATA

(Return to be sent by 05th of each month)

Month: January-2022

Company Name: Petroleum Gas (Pvt) Limited

Indigenous Supply Source (Name of Field/Refinery)	Field 1 OGDCL Mela	Field 2 PPL NASHPA	Field 3 PPL Makori	Field 4 OGDCL Makori	Field 5 PPL Gambat	Field 6 OGDCL KPD	Field 7 OGDCL NASHPA	Field 8 OGDCL Chanda	Field 9 PPL Adhi	Field 10 OGDCL Sinhoro	Quantity Imported	Quantity Purchased *from other Co's (importers)	Total Availability
--	--------------------------	--------------------------	--------------------------	----------------------------	--------------------------	-------------------------	----------------------------	----------------------------	------------------------	------------------------------	----------------------	---	-----------------------

Receipt (MT)	Month	29.250		65.100			255.285		26.620		215.540		126.045	717.840
- YTD		29.250	-	65.100	-	-	255.285	-	26.620	-	215.540	-	126.045	717.840

Distribution/Sale (MT)		Punjab	Sindh	Balochistan	NWFP	AJK	Hilly Areas	FATA	Federal Capital	Total
11.8 Kg Domestic	Month	327.290		20.080		30.070	17.087	0.000		394.527
	- YTD	327.290	0.000	20.080	0.000	30.070	17.087	0.000		394.527
6 Kg Domestic	Month	22.450				23.760				46.210
	- YTD	22.450	0.000	0.000	0.000	23.760	0.000	0.000		46.210
45.4 Kg Commercial	Month	256.165		25.020		27.960	17.660	25.180		351.985
	- YTD	256.165	0.000	25.020	0.000	27.960	17.660	25.180		351.985
*Bulk Sale (industry)	Month	31.890								31.890
	- YTD	31.890								31.890
Total	Month	637.795		45.100		81.790	34.747	25.180		824.612
Total	- YTD	637.795		45.100		81.790	34.747	25.180		824.612

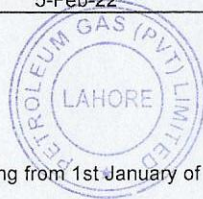
Opening Stock

Closing Stock

Name:

Date:

Official Stamp



-YTD Year to date starting from 1st January of each year

LPG DATA

(Return to be sent by 05th of each month)

Month: February-2022

Company Name: Petroleum Gas (Pvt) Limited

Indigenous Supply Source (Name of Field/Refinery)	Field 1 OGDCL Mela	Field 2 PPL NASHPA	Field 3 PPL Makori	Field 4 OGDCL Makori	Field 5 PPL Gambat	Field 6 OGDCL KPD	Field 7 OGDCL NASHPA	Field 8 OGDCL Chanda	Field 9 PPL Adhi	Field 10 OGDCL Sinjhora	Quantity Imported	Quantity Purchased *from other Co's (importers)	Total Availability
--	--------------------------	--------------------------	--------------------------	----------------------------	--------------------------	-------------------------	----------------------------	----------------------------	------------------------	-------------------------------	----------------------	---	-----------------------

Receipt (MT)	Month	27.820	49.210			212.376				241.456		63.970	594.832
	- YTD	57.070	114.310		-	467.661	-	26.620	-	456.996	-	190.015	1,312.672

Distribution/Sale (MT)		Punjab	Sindh	Balochistan	NWFP	AJK	Hilly Areas	FATA	Federal Capital	Total
11.8 Kg Domestic	Month	221.243		12.450		21.421	12.450	0.000		267.564
	- YTD	548.533	0.000	32.530	0.000	51.491	29.537	0.000		662.091
6 Kg Domestic	Month	11.750				18.900				30.650
	- YTD	34.200	0.000	0.000	0.000	42.660	0.000	0.000		76.860
45.4 Kg Commercial	Month	309.900		18.900		14.440	13.960	21.140		378.340
	- YTD	566.065	0.000	43.920	0.000	42.400	31.620	46.320		730.325
*Bulk Sale (industry)	Month	16.940								16.940
	- YTD	48.830								48.830
Total	Month	559.833		31.350		54.761	26.410	21.140		693.494
	- YTD	1197.628		76.450		136.551	61.157	46.320		1518.106

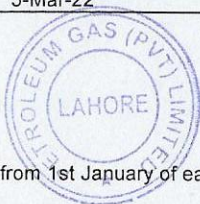
Opening Stock

Closing Stock

Name:

Date:

Official Stamp



-YTD Year to date starting from 1st January of each year

LPG DATA

(Return to be sent by 05th of each month)

Month: March-2022

Company Name: Petroleum Gas (Pvt) Limited

Indigenous Supply Source (Name of Field/Refinery)	Field 1 OGDCL Mela	Field 2 PPL NASHPA	Field 3 PPL Makori	Field 4 OGDCL Makori	Field 5 PPL Gambat	Field 6 OGDCL KPD	Field 7 OGDCL NASHPA	Field 8 OGDCL Chanda	Field 9 PPL Adhi	Field 10 OGDCL Sinhoro	Quantity Imported	Quantity Purchased *from other Co's (importers)	Total Availability
--	--------------------------	--------------------------	--------------------------	----------------------------	--------------------------	-------------------------	----------------------------	----------------------------	------------------------	------------------------------	----------------------	---	-----------------------

Receipt (MT)	Month	30.180	174.520	307.509	98.450	30.620	239.680	203.251	1,084.210
- YTD	87.250	288.830	-	775.170	98.450	57.240	696.676	393.266	2,396.882

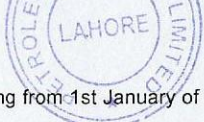
Distribution/Sale (MT)	Punjab	Sindh	Balochistan	NWFP	AJK	Hilly Areas	FATA	Federal Capital	Total
11.8 Kg Domestic	Month: 275.960		17.970		45.900	21.450	0.000		361.280
- YTD	824.493	0.000	50.500	0.000	97.391	50.987	0.000		1023.371
6 Kg Domestic	Month: 25.670				23.900				49.570
- YTD	59.870	0.000	0.000	0.000	66.560	0.000	0.000		126.430
45.4 Kg Commercial	Month: 535.102		25.960		21.420	18.900	27.950		629.332
- YTD	1101.167	0.000	69.880	0.000	63.820	50.520	74.270		1359.657
*Bulk Sale (industry)	Month: 22.810								22.810
- YTD	71.640								71.640
Total	Month: 859.542		43.930		91.220	40.350	27.950		1062.992
- YTD	2057.170		120.380		227.771	101.507	74.270		2581.098

Opening Stock

Closing Stock

Name:

Date:

Official Stamp 

-YTD Year to date starting from 1st January of each year

LPG DATA
(Return to be sent by 05th of each month)

Month: April-2022

Company Name: Petroleum Gas (Pvt) Limited

Indigenous Supply Source (Name of Field/Refinery)	Field 1 OGDCL Mela	Field 2 PPL NASHPA	Field 3 PPL Makori	Field 4 OGDCL Makori	Field 5 PPL Gambat	Field 6 OGDCL KPD	Field 7 OGDCL NASHPA	Field 8 OGDCL Chanda	Field 9 PPL Adhi	Field 10 OGDCL Sinhoro	Quantity Imported	Quantity Purchased *from other Co's (importers)	Total Availability
--	--------------------------	--------------------------	--------------------------	----------------------------	--------------------------	-------------------------	----------------------------	----------------------------	------------------------	------------------------------	----------------------	---	-----------------------

Receipt (MT)	Month	27.130	139.570		225.133	47.630	29.470	233.240		702.173	
- YTD		114.380	428.400	-	1,000.303	146.080	86.710	-	929.916	393.266	3,099.055

Distribution/Sale (MT)		Punjab	Sindh	Balochistan	NWFP	AJK	Hilly Areas	FATA	Federal Capital	Total
11.8 Kg Domestic	Month	188.083		0.000		27.420	17.955	0.000		233.458
	- YTD	1012.576	0.000	50.500	0.000	124.811	68.942	0.000		1256.829
6 Kg Domestic	Month	22.730				14.550				37.280
	- YTD	82.600	0.000	0.000	0.000	81.110	0.000	0.000		163.710
45.4 Kg Commercial	Month	355.301		28.550		17.420	13.970	21.785		437.026
	- YTD	1456.468	0.000	98.430	0.000	81.240	64.490	96.055		1796.683
*Bulk Sale (industry)	Month	17.140								17.140
	- YTD	88.780								88.780
Total	Month	583.254		28.550		59.390	31.925	21.785		724.904
Total	- YTD	2640.424		148.930		287.161	133.432	96.055		3306.002

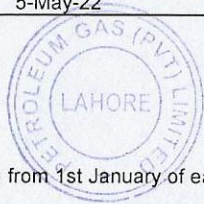
Opening Stock

Closing Stock

Name:

Date:

Official Stamp



-YTD Year to date starting from 1st January of each year

LPG DATA

(Return to be sent by 05th of each month)

Month: May-2022

Company Name: Petroleum Gas (Pvt) Limited

Indigenous Supply Source (Name of Field/Refinery)	Field 1 OGDCL Mela	Field 2 PPL NASHPA	Field 3 PPL Makori	Field 4 OGDCL Makori	Field 5 PPL Gambat	Field 6 OGDCL KPD	Field 7 OGDCL NASHPA	Field 8 OGDCL Chanda	Field 9 PPL Adhi	Field 10 OGDCL Sinjhora	Quantity Imported	Quantity Purchased *from other Co's (importers)	Total Availability
--	--------------------------	--------------------------	--------------------------	----------------------------	--------------------------	-------------------------	----------------------------	----------------------------	------------------------	-------------------------------	----------------------	---	-----------------------

Receipt (MT)	Month	26.620	362.950	29.040		201.535	48.440	26.290	87.820	211.740			994.435	
- YTD		141.000	362.950	457.440		-	1,201.838	194.520	113.000	87.820	1,141.656	-	393.266	4,093.490

Distribution/Sale (MT)		Punjab	Sindh	Balochistan	NWFP	AJK	Hilly Areas	FATA	Federal Capital	Total
11.8 Kg Domestic	Month	240.483		0.000		31.450	21.450	0.000		293.383
	- YTD	1253.059	0.000	50.500	0.000	156.261	90.392	0.000		1550.212
6 Kg Domestic	Month	28.900				18.770				47.670
	- YTD	111.500	0.000	0.000	0.000	99.880	0.000	0.000		211.380
45.4 Kg Commercial	Month	443.054		32.960		32.110	21.910	25.460		555.494
	- YTD	1899.522	0.000	131.390	0.000	113.350	86.400	121.515		2352.177
*Bulk Sale (industry)	Month	28.690								28.690
	- YTD	117.470								117.470
Total	Month	741.127		32.960		82.330	43.360	25.460		925.237
Total	- YTD	3381.551		181.890		369.491	176.792	121.515		4231.239

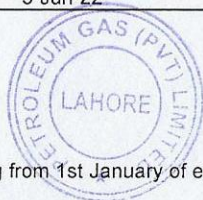
Opening Stock * 94.650 MT

Closing Stock 163.848 MT

Name: Muhammad Iqbal

Date: 5-Jun-22

Official Stamp



-YTD Year to date starting from 1st January of each year

LPG DATA

(Return to be sent by 05th of each month)

Month: June-2022

Company Name: Petroleum Gas (Pvt) Limited

Indigenous Supply Source (Name of Field/Refinery)	Field 1 OGDCL Mela	Field 2 PPL NASHPA	Field 3 PPL Makori	Field 4 OGDCL Makori	Field 5 PPL Gambat	Field 6 OGDCL KPD	Field 7 OGDCL NASHPA	Field 8 OGDCL Chanda	Field 9 PPL Adhi	Field 10 OGDCL Sinhoro	Quantity Imported	Quantity Purchased *from other Co's (importers)	Total Availability
--	--------------------------	--------------------------	--------------------------	----------------------------	--------------------------	-------------------------	----------------------------	----------------------------	------------------------	------------------------------	----------------------	---	-----------------------

Receipt (MT)	Month	28.600	121.340			199.828	49.290	31.040		220.110			650.208	
- YTD		169.580	484.290	457.440		-	1,401.666	243.810	144.040	87.820	1,361.766	-	393.266	4,743.678

Distribution/Sale (MT)		Punjab	Sindh	Balochistan	NWFP	AJK	Hilly Areas	FATA	Federal Capital	Total
11.8 Kg Domestic	Month	205.033		0.000		28.460	22.770	0.000		256.263
	- YTD	1458.092	0.000	50.500	0.000	184.721	113.162	0.000		1806.475
6 Kg Domestic	Month	25.750				12.700				38.450
	- YTD	137.250	0.000	0.000	0.000	112.580	0.000	0.000		249.830
45.4 Kg Commercial	Month	392.415		25.460		28.460	16.450	22.750		485.535
	- YTD	2291.937	0.000	156.850	0.000	141.810	102.850	144.265		2837.712
*Bulk Sale (industry)	Month	31.135								31.135
	- YTD	148.605								148.605
Total	Month	654.333		25.460		69.620	39.220	22.750		811.383
Total	- YTD	4035.884		207.350		439.111	216.012	144.265		5042.622


Opening Stock *

Closing Stock

Name:

Date:

Official Stamp



-YTD Year to date starting from 1st January of each year

LPG DATA

(Return to be sent by 05th of each month)

Month: July-2022

Company Name: Petroleum Gas (Pvt) Limited

Indigenous Supply Source (Name of Field/Refinery)	Field 1 OGDCL Mela	Field 2 PPL NASHPA	Field 3 PPL Makori	Field 4 OGDCL Makori	Field 5 PPL Gambat	Field 6 OGDCL KPD	Field 7 OGDCL NASHPA	Field 8 OGDCL Chanda	Field 9 PPL Adhi	Field 10 OGDCL Sinhoro	Quantity Imported	Quantity Purchased *from other Co's (importers)	Total Availability
--	--------------------------	--------------------------	--------------------------	----------------------------	--------------------------	-------------------------	----------------------------	----------------------------	------------------------	------------------------------	----------------------	---	-----------------------

Receipt (MT)	Month	27.760				302.688	48.660	28.910	17.960	226.040		86.775	738.793
- YTD		197.340	484.290	457.440	-	1,704.354	292.470	172.950	105.780	1,587.806	-	480.041	5,482.471

Distribution/Sale (MT)		Punjab	Sindh	Balochistan	NWFP	AJK	Hilly Areas	FATA	Federal Capital	Total
11.8 Kg Domestic	Month	149.583		0.000		25.450	20.420	0.000		195.453
	- YTD	1607.675	0.000	50.500	0.000	210.171	133.582	0.000		2001.928
6 Kg Domestic	Month	20.721				11.900				32.621
	- YTD	157.971	0.000	0.000	0.000	124.480	0.000	0.000		282.451
45.4 Kg Commercial	Month	298.213		24.960		24.500	13.900	20.420		381.993
	- YTD	2590.150	0.000	181.810	0.000	166.310	116.750	164.685		3219.705
*Bulk Sale (industry)	Month	31.420								31.420
	- YTD	180.025								180.025
Total	Month	499.937		24.960		61.850	34.320	20.420		641.487
Total	- YTD	4535.821		232.310		500.961	250.332	164.685		5684.109


Opening Stock

Closing Stock

Name:

Date:

Official Stamp



-YTD Year to date starting from 1st January of each year

LPG DATA
(Return to be sent by 05th of each month)

Month: Aug-2022

Company Name: Petroleum Gas (Pvt) Limited

Indigenous Supply Source (Name of Field/Refinery)	Field 1 OGDCL Mela	Field 2 PPL NASHPA	Field 3 PPL Makori	Field 4 OGDCL Makori	Field 5 PPL Gambat	Field 6 OGDCL KPD	Field 7 OGDCL NASHPA	Field 8 OGDCL Chanda	Field 9 PPL Adhi	Field 10 OGDCL Sinjhora	Quantity Imported	Quantity Purchased *from other Co's (importers)	Total Availability
--	--------------------------	--------------------------	--------------------------	----------------------------	--------------------------	-------------------------	----------------------------	----------------------------	------------------------	-------------------------------	----------------------	---	-----------------------

Receipt (MT)	Month	28.020		53.840			74.266	55.610	27.100	18.300	229.595		30.810	517.541
- YTD		225.360	484.290	511.280	-	-	1,778.620	348.080	200.050	124.080	1,817.401	-	510.851	6,000.012

Distribution/Sale (MT)		Punjab	Sindh	Balochistan	NWFP	AJK	Hilly Areas	FATA	Federal Capital	Total
11.8 Kg Domestic	Month	134.133		0.000		24.450	14.310	0.000		172.893
	- YTD	1741.808	0.000	50.500	0.000	234.621	147.892	0.000		2174.821
6 Kg Domestic	Month	18.730				9.990				28.720
	- YTD	176.701	0.000	0.000	0.000	134.470	0.000	0.000		311.171
45.4 Kg Commercial	Month	260.616		21.900		21.420	10.570	18.312		332.818
	- YTD	2850.766	0.000	203.710	0.000	187.730	127.320	182.997		3552.523
*Bulk Sale (industry)	Month	45.150								45.150
	- YTD	225.175								225.175
Total	Month	458.629		21.900		55.860	24.880	18.312		579.581
Total	- YTD	4994.450		254.210		556.821	275.212	182.997		6263.690

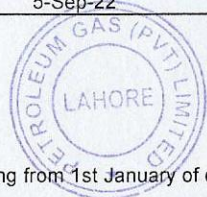
Opening Stock * 99.979 MT

Closing Stock 37.939 MT

Name: Muhammad Iqbal

Date: 5-Sep-22

Official Stamp



-YTD Year to date starting from 1st January of each year

LPG DATA

(Return to be sent by 05th of each month)

Month: Sep-2022

Company Name: Petroleum Gas (Pvt) Limited

Indigenous Supply Source (Name of Field/Refinery)	Field 1 OGDCL Mela	Field 2 PPL NASHPA	Field 3 PPL Makori	Field 4 OGDCL Makori	Field 5 PPL Gambat	Field 6 OGDCL KPD	Field 7 OGDCL NASHPA	Field 8 OGDCL Chanda	Field 9 PPL Adhi	Field 10 OGDCL Sinhoro	Quantity Imported	Quantity Purchased *from other Co's (importers)	Total Availability
--	--------------------------	--------------------------	--------------------------	----------------------------	--------------------------	-------------------------	----------------------------	----------------------------	------------------------	------------------------------	----------------------	---	-----------------------

Receipt (MT)	Month	27.810	55.900	25.600			203.594		30.820	44.980	215.340		154.500	758.544
	- YTD	253.170	540.190	536.880	-	-	1,982.214	348.080	230.870	169.060	2,032.741	-	665.351	6,758.556


Distribution/Sale (MT)		Punjab	Sindh	Balochistan	NWFP	AJK	Hilly Areas	FATA	Federal Capital	Total
11.8 Kg Domestic	Month	163.919		0.000		30.970	16.120	0.000		211.009
	- YTD	1905.727	0.000	50.500	0.000	265.591	164.012	0.000		2385.830
6 Kg Domestic	Month	19.450				15.972				35.422
	- YTD	196.151	0.000	0.000	0.000	150.442	0.000	0.000		346.593
45.4 Kg Commercial	Month	280.350		25.315		30.500	14.672	21.220		372.057
	- YTD	3131.116	0.000	229.025	0.000	218.230	141.992	204.217		3924.580
*Bulk Sale (industry)	Month	9.850								9.850
	- YTD	235.025								235.025
Total	Month	473.569		25.315		77.442	30.792	21.220		628.338
Total	- YTD	5468.019		279.525		634.263	306.004	204.217		6892.028

Opening Stock

Closing Stock

Name:

Date:

Official Stamp 

-YTD Year to date starting from 1st January of each year

LPG DATA
(Return to be sent by 05th of each month)

Month: Oct-2022

Company Name: Petroleum Gas (Pvt) Limited

Indigenous Supply Source (Name of Field/Refinery)	Field 1 OGDCL Mela	Field 2 PPL NASHPA	Field 3 PPL Makori	Field 4 OGDCL Makori	Field 5 PPL Gambat	Field 6 OGDCL KPD	Field 7 OGDCL NASHPA	Field 8 OGDCL Chanda	Field 9 PPL Adhi	Field 10 OGDCL Sinhoro	Quantity Imported	Quantity Purchased *from other Co's (importers)	Total Availability
--	--------------------------	--------------------------	--------------------------	----------------------------	--------------------------	-------------------------	----------------------------	----------------------------	------------------------	------------------------------	----------------------	---	-----------------------

Receipt (MT)	Month	26.520		42.380			180.839	50.520	23.390	23.730	260.990		262.170	870.539
- YTD		279.690	540.190	579.260	-	-	2,163.053	398.600	254.260	192.790	2,293.731	-	927.521	7,629.095

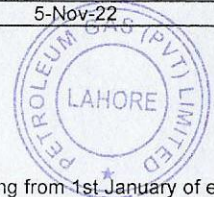
Distribution/Sale (MT)		Punjab	Sindh	Balochistan	NWFP	AJK	Hilly Areas	FATA	Federal Capital	Total
11.8 Kg Domestic	Month	219.378		0.000		35.450	19.902	0.000		274.730
	- YTD	2125.105	0.000	50.500	0.000	301.041	183.914	0.000		2660.560
6 Kg Domestic	Month	28.320				20.590				48.910
	- YTD	224.471	0.000	0.000	0.000	171.032	0.000	0.000		395.503
45.4 Kg Commercial	Month	380.800		28.420		38.900	18.172	25.708		492.000
	- YTD	3511.916	0.000	257.445	0.000	257.130	160.164	229.925		4416.580
*Bulk Sale (industry)	Month	28.750								28.750
	- YTD	263.775								263.775
Total	Month	657.248		28.420		94.940	38.074	25.708		844.390
Total	- YTD	6125.267		307.945		729.203	344.078	229.925		7736.418

*
Opening Stock

Closing Stock

Name:

Date:

Official Stamp 

-YTD Year to date starting from 1st January of each year

LPG DATA
(Return to be sent by 05th of each month)

Month: Nov-2022

Company Name: Petroleum Gas (Pvt) Limited

Indigenous Supply Source (Name of Field/Refinery)	Field 1 OGDCL Mela	Field 2 PPL NASHPA	Field 3 PPL Makori	Field 4 OGDCL Makori	Field 5 PPL Gambat	Field 6 OGDCL KPD	Field 7 OGDCL NASHPA	Field 8 OGDCL Chanda	Field 9 PPL Adhi	Field 10 OGDCL Sinhoro	Quantity Imported	Quantity Purchased *from other Co's (importers)	Total Availability
--	--------------------------	--------------------------	--------------------------	----------------------------	--------------------------	-------------------------	----------------------------	----------------------------	------------------------	------------------------------	----------------------	---	-----------------------

Receipt (MT)	Month	29.010				175.816	24.790	29.010	18.620	234.420		440.980	952.646	
- YTD		308.700	540.190	579.260	-	-	2,338.869	423.390	283.270	211.410	2,528.151	-	1,368.501	8,581.741

Distribution/Sale (MT)		Punjab	Sindh	Balochistan	NWFP	AJK	Hilly Areas	FATA	Federal Capital	Total
11.8 Kg Domestic	Month	226.868		0.000		38.970	21.990	0.000		287.828
	- YTD	2351.973	0.000	50.500	0.000	340.011	205.904	0.000		2948.388
6 Kg Domestic	Month	30.170				25.460				55.630
	- YTD	254.641	0.000	0.000	0.000	196.492	0.000	0.000		451.133
45.4 Kg Commercial	Month	401.210		31.420		41.730	20.420	24.720		519.500
	- YTD	3913.126	0.000	288.865	0.000	298.860	180.584	254.645		4936.080
*Bulk Sale (industry)	Month	19.720								19.720
	- YTD	283.495								283.495
Total	Month	677.968		31.420		106.160	42.410	24.720		882.678
Total	- YTD	6803.235		339.365		835.363	386.488	254.645		8619.096

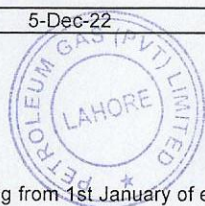
Opening Stock

Closing Stock

Name:

Date:

Official Stamp



-YTD Year to date starting from 1st January of each year

LPG DATA

(Return to be sent by 05th of each month)

Month: Dec-2022

Company Name: Petroleum Gas (Pvt) Limited

Indigenous Supply Source (Name of Field/Refinery)	Field 1 OGDCL Mela	Field 2 PPL NASHPA	Field 3 PPL Makori	Field 4 OGDCL Makori	Field 5 PPL Gambat	Field 6 OGDCL KPD	Field 7 OGDCL NASHPA	Field 8 OGDCL Chanda	Field 9 PPL Adhi	Field 10 OGDCL Sinjhora	Quantity Imported	Quantity Purchased *from other Co's (importers)	Total Availability
--	--------------------------	--------------------------	--------------------------	----------------------------	--------------------------	-------------------------	----------------------------	----------------------------	------------------------	-------------------------------	----------------------	---	-----------------------

Receipt (MT)	Month	26.410		37.930			176.821	26.490	31.140		125.020		549.480	973.291
- YTD		335.110	540.190	617.190	-	-	2,515.690	449.880	314.410	211.410	2,653.171	-	1,809.481	9,446.532

Distribution/Sale (MT)		Punjab	Sindh	Balochistan	NWFP	AJK	Hilly Areas	FATA	Federal Capital	Total
11.8 Kg Domestic	Month	240.109		0.000		35.770	18.632	0.000		294.511
	- YTD	2592.082	0.000	50.500	0.000	375.781	224.536	0.000		3242.899
6 Kg Domestic	Month	25.910				21.420				47.330
	- YTD	280.551	0.000	0.000	0.000	217.912	0.000	0.000		498.463
45.4 Kg Commercial	Month	433.260		28.720		30.830	17.372	22.725		532.907
	- YTD	4346.386	0.000	317.585	0.000	329.690	197.956	277.370		5468.987
*Bulk Sale (industry)	Month	18.850								18.850
	- YTD	302.345								302.345
Total	Month	718.129		28.720		88.020	36.004	22.725		893.598
Total	- YTD	7521.364		368.085		923.383	422.492	277.370		9512.694

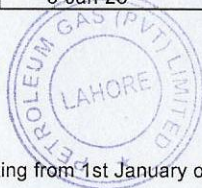
Opening Stock *

Closing Stock

Name:

Date:

Official Stamp



-YTD Year to date starting from 1st January of each year

LPG DATA
(Return to be sent by 05th of each month)

Month: Jan-2023

Company Name: Petroleum Gas (Pvt) Limited

Indigenous Supply Source (Name of Field/Refinery)	Field 1 OGDCL Mela	Field 2 PPL NASHPA	Field 3 PPL Makori	Field 4 OGDCL Makori	Field 5 PPL Gambat	Field 6 OGDCL KPD	Field 7 OGDCL NASHPA	Field 8 OGDCL Chanda	Field 9 PPL Adhi	Field 10 OGDCL Sindhoro	Quantity Imported	Quantity Purchased *from other Co's (importers)	Total Availability
--	--------------------------	--------------------------	--------------------------	----------------------------	--------------------------	-------------------------	----------------------------	----------------------------	------------------------	-------------------------------	----------------------	---	-----------------------

Receipt (MT)	Month	27.070	24.900	168.053	30.210	223.130	366.917	840.280
- YTD	27.070	24.900	168.053	30.210	223.130	366.917	840.280	

Distribution/Sale (MT)		Punjab	Sindh	Balochistan	NWFP	AJK	Hilly Areas	FATA	Federal Capital	Total
11.8 Kg Domestic	Month	274.225		0.000		45.100	27.922	0.000		347.247
	- YTD	274.225	0.000	0.000	0.000	45.100	27.922	0.000		347.247
6 Kg Domestic	Month	35.921				25.450				61.371
	- YTD	35.921	0.000	0.000	0.000	25.450	0.000	0.000		61.371
45.4 Kg Commercial	Month	511.560		31.421		33.912	25.910	27.770		630.573
	- YTD	511.560	0.000	31.421	0.000	33.912	25.910	27.770		630.573
*Bulk Sale (industry)	Month	10.470								10.470
	- YTD	10.470								10.470
Total	Month	832.176		31.421		104.462	53.832	27.770		1049.661
Total	- YTD	832.176		31.421		104.462	53.832	27.770		1049.661

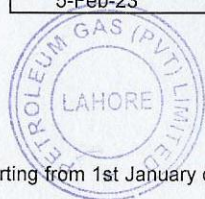
Opening Stock * 343.955 MT

Closing Stock 134.574 MT

Name: Muhammad Iqbal

Date: 5-Feb-23

Official Stamp



-YTD Year to date starting from 1st January of each year